

Mathematics 1

MELC:


Lesson 4: Counting numbers up to 50





What I need to know

Today, you will learn to read and write numbers up to 50 in symbols and in words. You will also learn to count number of objects by ones and tens.

What I know





Can you name the fruits and vegetables in the pictures?

How many fruits can you see in each plant?


_____ mangoes _____ eggplants

_____ papayas _____ tomatoes

What I know.

Write the number of objects in each set.

1.




4.



2.



5.




3.





What's new?

Grouping things by 10s helps make counting easy.



12



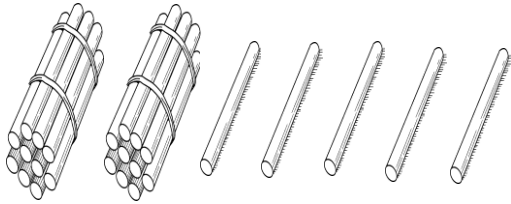
10

and

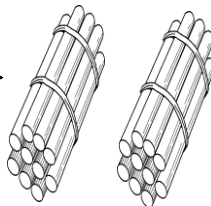


2

_____tens and _____ones



25



10 and 10



and 5

Counting becomes easier if you count
by 10s.



These are the number words for 11 to 19

11 → eleven

16 → sixteen

12 → twelve

17 → seventeen

13 → thirteen

18 → eighteen

14 → fourteen

19 → nineteen



15 → fifteen



What is it?

Try grouping these objects by 10s

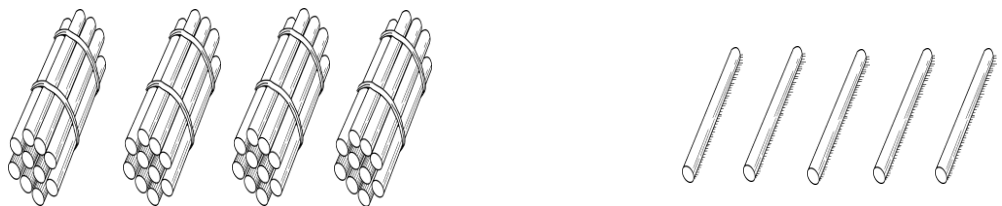

38



How many tens are there? _____

How many ones? _____

48




How many tens are there? _____


How many ones? _____

What is it?


A. For numerals 20 to 90, Count by 10s.




20 - twenty
_____ tens




50 - fifty
_____ tens




30 - tens
_____ tens



40 - forty
_____ tens




40 - forty
_____ tens

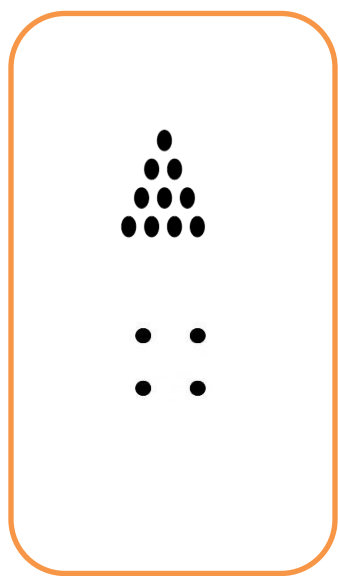


10-ten
_____ tens


B. Fill in the missing numbers. Count by 10s.




C. Count how many tens and ones. Write the number in the box.



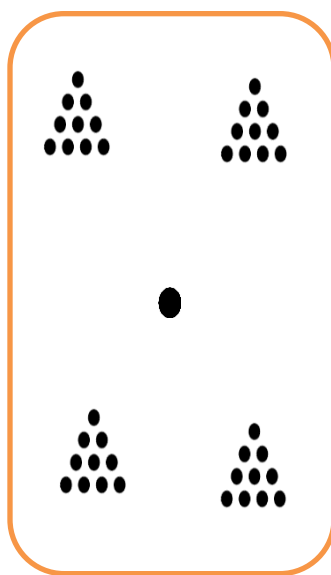

1.



2.

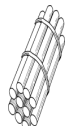


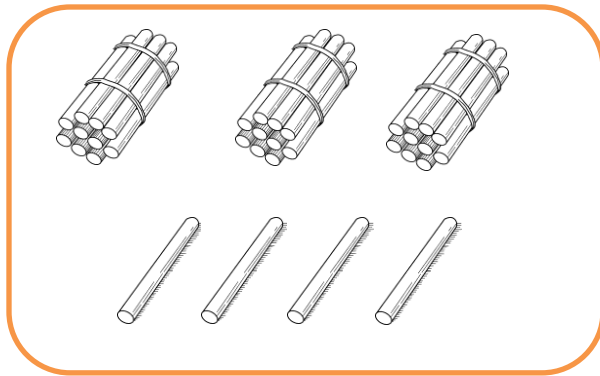
3.



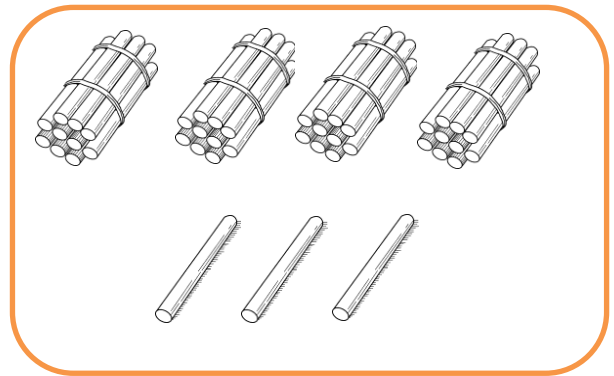
4.

5.

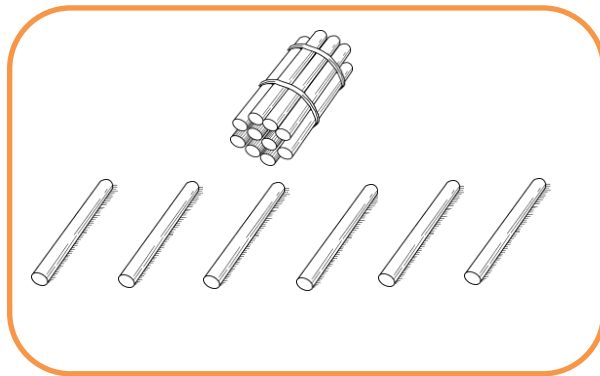
D. Circle the correct number in the box. Each  is equal to 10.



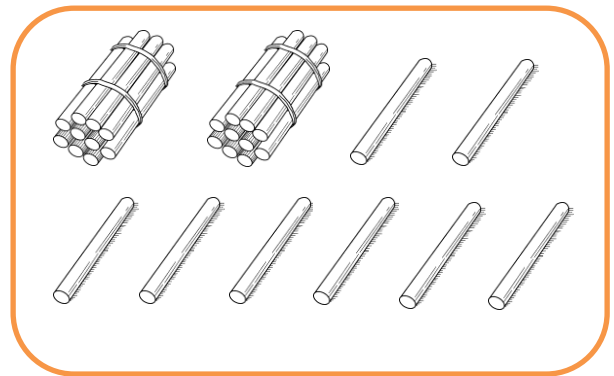
1.



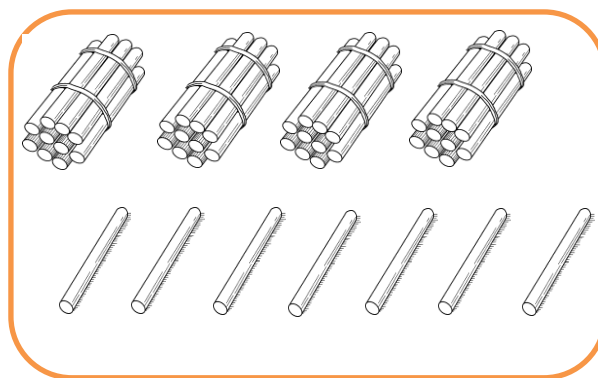
2.



3.



4.



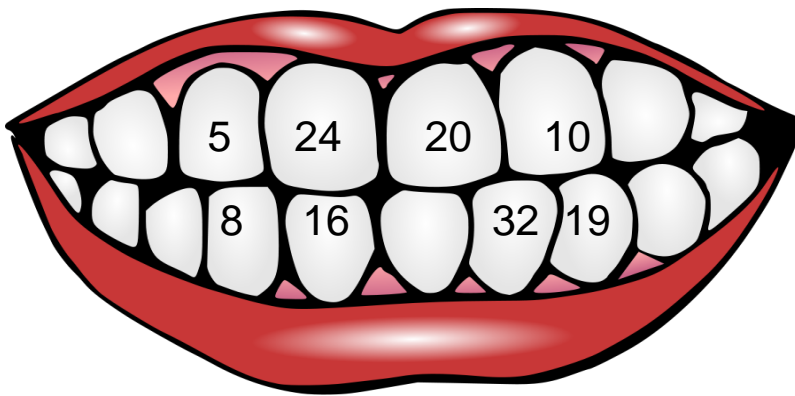
5.

D. Write the numeral.

1. eighteen _____
2. nineteen _____
3. forty-four _____
4. eleven _____
5. twelve _____



E. How many teeth does an adult person have? Look for the largest number below. Write it inside the box.



What I have learned.

We learned to read and write numbers
Up to 50 in symbols and in words.


What I can do.

Write the missing numbers.


1			4		6	7	8		10
	12	13		15		17		19	20
21		23	24		26		28		
31	32		34			37		39	40
		43			46		48		50

Assessment


With the help of your guardian, encircle the correct number word for each set of objects.




thirteen fourteen fifteen



fifteen sixteen seventeen



eleven twelve thirteen



twelve thirteen fourteen