

Math Grade 1

MELC: Write numbers in words and in symbols

Lesson 3: Reading and Writing Numbers from Zero to Ten



What I need to know

Today, you will learn to read and write numbers from zero to ten in symbols and words.





















What I need to do

Can you read the rhyme?

“One, two, tie my shoe. Three, four, shut the door. Five, six, pick-up sticks. Seven, eight, lay them straight. Nine, ten a big fat hen. Let’s get up and count again!”

What I know


Draw the set that will complete the pattern of numbers.

1.				
2.				
3.				
4.				
5.				


What's in

Arrange the sets from least to greatest. Write the letter of the set with the smallest number first, followed by the next. The last set has the biggest number of objects.


1.




A



B




C




D


2.




A



B



C



D

3.



A



B




C




D


4.




A



B




C




D


5.




A



B



C



D

What's new

With the help of your guardian. Count up to ten.

0

Say:

zero

1

Say:

one

2

Say:

two

3

Say: **three**

4

Say: **four**

5

Say: **five**

6

Say: **six**

7

Say: **seven**

8

Say: **eight**

9

Say: **nine**

10

Say: **ten**

Let's trace the numbers and number words

0 0 0 0 0 0 0 0

Zero zero zero

1 1 1 1 1 1 1 1

1 1 1 1 1

One one one

one

2 2 2 2 2 2 2 2 2

Two two two

3 3 3 3 3 3 3 3 3

Three three

4 4 4 4 4 4 4 4 4

Four four four

5 5 5 5 5 5 5 5 5

Five five five

6 6 6 6 6 6 6 6

Six six six six

7 7 7 7 7 7 7 7

Seven seven

8 8 8 8 8 8 8 8 8

Eight eight

eight

9 9 9 9 9 9 9 9 9

Nine nine

nine

10 10 10 10 10

10

Ten ten ten




Zero to ten are numerals or
Numbers. Numerals tell how many objects
are there in a set.





What is it?

A. Cross out (x) the set that matches the number at the left.

5




8







9



6




3




What's more

A. Count the objects in each box. Write the number in the




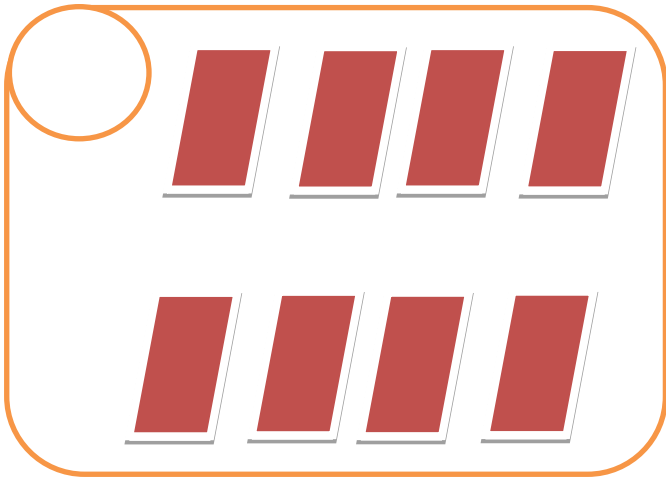
1.

Box 1:  



2.

4.

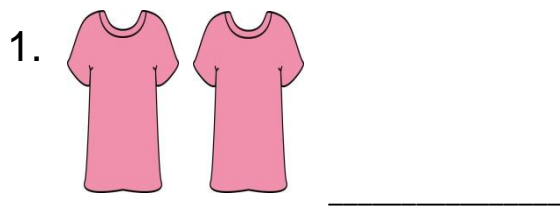


3.

5.



B. Count and write the correct number.




2.


3.





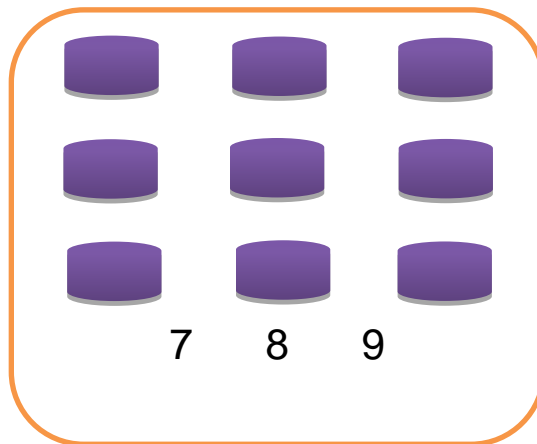
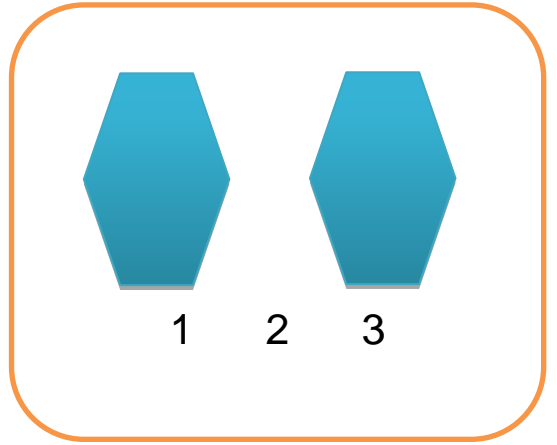
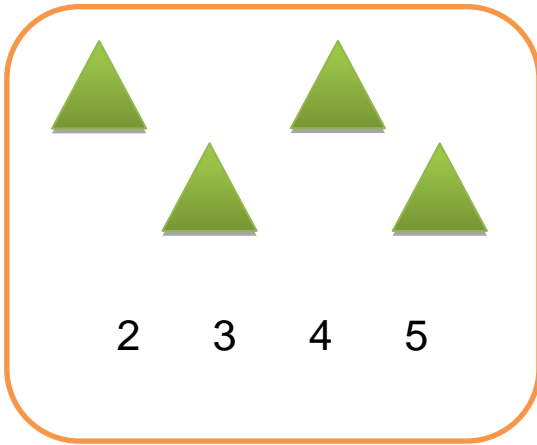
4.



5.



C. Count and encircle the correct number of objects.



D. Choose the letter of the correct set from the number word given on the left.


1. five



A.



B.



C.

2. four



A.




B.



C.


3. three



A.



B.



C.

4. two



A.



B.



C.

5. one



A.

B.

C.



With the help of your guardian. Draw the correct number of objects asked for in each set.

2

5



7


8

9




With the help of your guardian. Write the number word to tell how many circles are there in each box.






3. _____



4. _____



5. _____